



## FME-DV108 A/R FITTING INSTRUCTIONS




**Please thoroughly read through and familiarise yourself with these instructions in their entirety prior to beginning any part of the installation process of any component. Please also ensure the vehicle and engine has cooled down sufficiently to avoid risking possible skin burns or other injury.**


### **TOOLS NEEDED:**

4 & 5mm Allen key/Allen socket  
T30 Torx screw driver/socket


1. With the engine and the ignition switched off, open the bonnet and locate the OE valve, it is located just in front of the oil cap. Remove the two Torx fasteners which attach the valve to its locating bracket, use a T30 driver or socket attachment and undo the fasteners anti clockwise.




2. With the OE valve freed from its bracket you will now be able to access all three 4mm Allen fasteners which need to be removed with a 4mm Allen key/socket attachment. Unclip the brown plug on the valve by pushing down on the tab at the back, with that removed the OE valve will come away from the vehicle.



3. Before fitting the valve place the O-rings provided into the Forge Motorsport valve as shown in the picture below.



4. Plug the Forge Renault patch lead into the Forge E-DV loom.





That is your installation of FMEDV108 completed, make sure to check all fixtures are tightened correctly and then take your vehicle for a test drive and enjoy your new Forge Motorsport product.

Check out [www.forgemotorsport.co.uk](http://www.forgemotorsport.co.uk)  
and [www.forgemotorsport.com](http://www.forgemotorsport.com)  
For a full range of performance products for your vehicle.

*If you have any questions or concerns about this product  
or anything else, please feel free to contact your local or preferred  
Forge Motorsport Dealer/Installer or you may contact us directly.*

Forge Motorsport UK (+44)1452 380999  
Forge Motorsport USA (407)-447-5363  
Forge Motorsport ASIA +886-4-22516887

[info@forgemotorsport.co.uk](mailto:info@forgemotorsport.co.uk)  
[sales@forgemotorsport.com](mailto:sales@forgemotorsport.com)  
[sales@forgemotorsport.asia](mailto:sales@forgemotorsport.asia)

